

FFT Monthly Summary: April 2020

THE DICCONSON GROUP PRACTICE
Code: P92003



SECTION 1 CQRS Reporting

CQRS Reporting

FFT001	FFT002	FFT003	FFT004	FFT005	FFT006	FFT007	FFT008	FFT009	FFT010	FFT011	FFT012
1	0	0	0	0	0	0	0	0	1	0	0

Notes: 1. The CQRS Reporting table scores above should be entered directly as presented into the CQRS System. For further information please contact the CQRS service desk on 0800 440 2777 or email them at cqrsservicedesk@gdit.com. Please select the 'Data Submission' tab from the main menu.

SECTION 2 Report Summary

Surveyed Patients:	21							
Responses:	1							
	Extremely Likely	Likely	Neither Likely nor Unlikely	Unlikely	Extremely Unlikely	Don't Know	Total	
SMS - Autopoll	1	0	0	0	0	0	1	
SMS - User Initiated								
Tablet/App								
Web/E-mail								
Manual Upload								
Total	1	0	0	0	0	0	1	
Total (%)	100%	0%	0%	0%	0%	0%	100%	

Summary Scores

100%
 0%
 0%

NHS Scoring Guidance

Recent guidance issued by NHS England has confirmed the move away from the 'Net Promoter' scoring methodology to a simpler 'Percentage Recommended' and 'Percentage Not Recommended' method.

The percentage measures are calculated as follows:

$$\text{Recommended (\%)} = \frac{\text{extremely likely} + \text{likely}}{\text{extremely likely} + \text{likely} + \text{neither} + \text{unlikely} + \text{extremely unlikely} + \text{don't know}} \times 100$$

$$\text{Not Recommended (\%)} = \frac{\text{extremely unlikely} + \text{unlikely}}{\text{extremely likely} + \text{likely} + \text{neither} + \text{unlikely} + \text{extremely unlikely} + \text{don't know}} \times 100$$

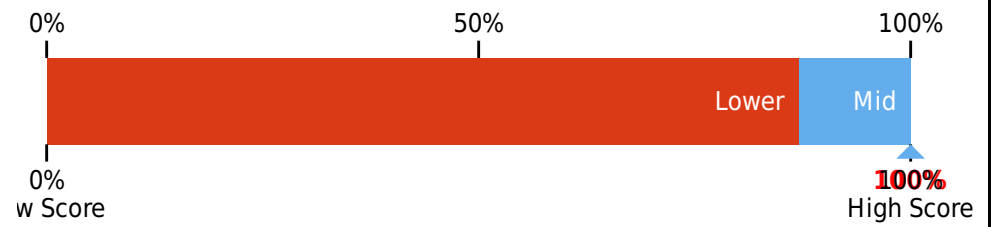
For further information about the selection of the scoring method please see the NHS FFT Review published in June 2014 here:

<http://www.england.nhs.uk/ourwork/pe/fft/fft-test-review/>

SECTION 3 Practice Scoring

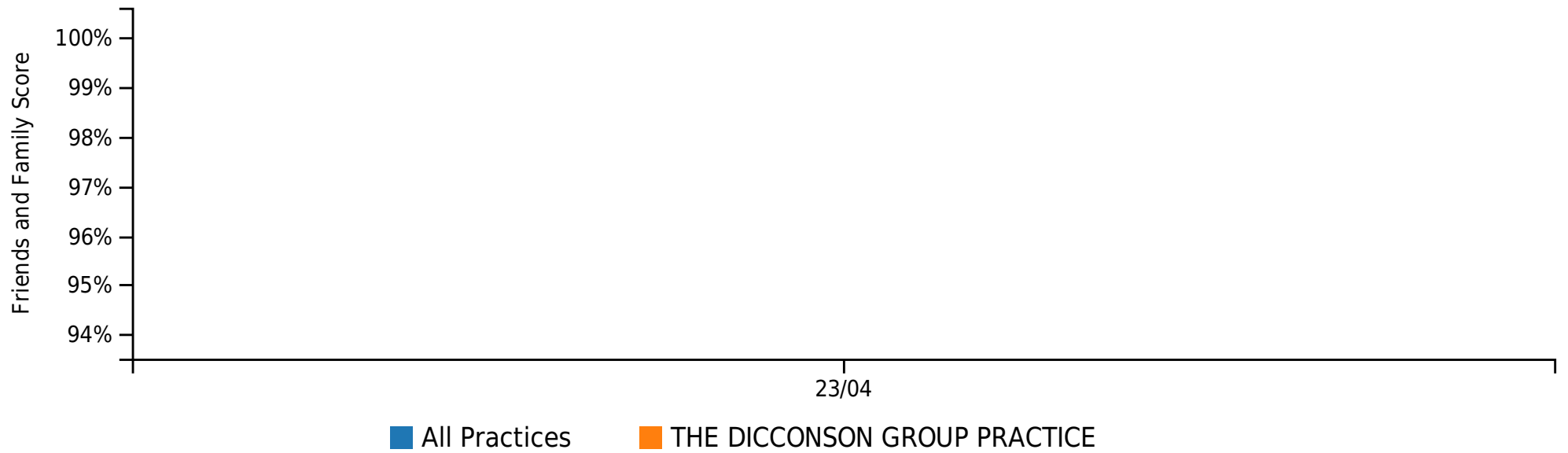
Practice Score: 'Recommended' Rank

Your Score: **100%**
Percentile Rank: **100TH**



- Notes: 1. Display the 'Recommended' score and percentile for current reporting month.
2. Score calculated as per NHS requirements. See scoring guidance section.
3. Percentile represents how your 'recommended' score compares to all other practices managed by iPLATO. Your score of 100th percentile means your practice scored above 100% of all practices.

Practice Score: 'Recommended' Comparison




- Notes: 1. Practice score comparison of 'recommended' scores only.
2. Score calculated as per NHS requirements. See scoring guidance section.

Practice Score: 'Recommended' Demographic Analysis

Age

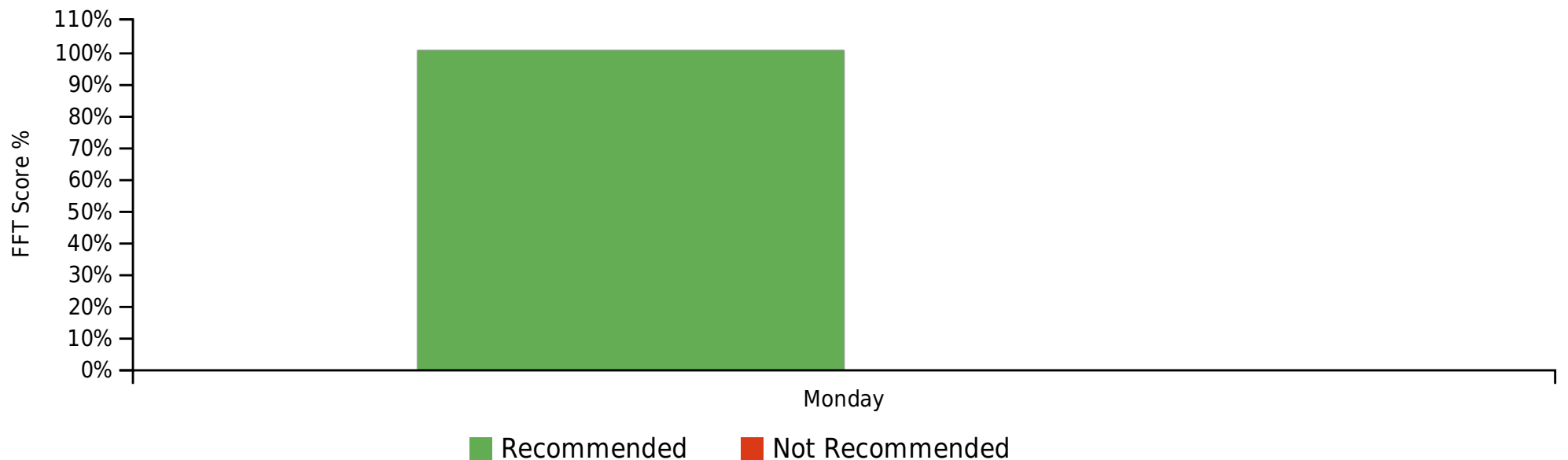
	< 25	25 - 65	65+
All Practices	91%	93%	94%
THE DICCONSON GROUP PRACTICE	0%	100%	0%

Gender



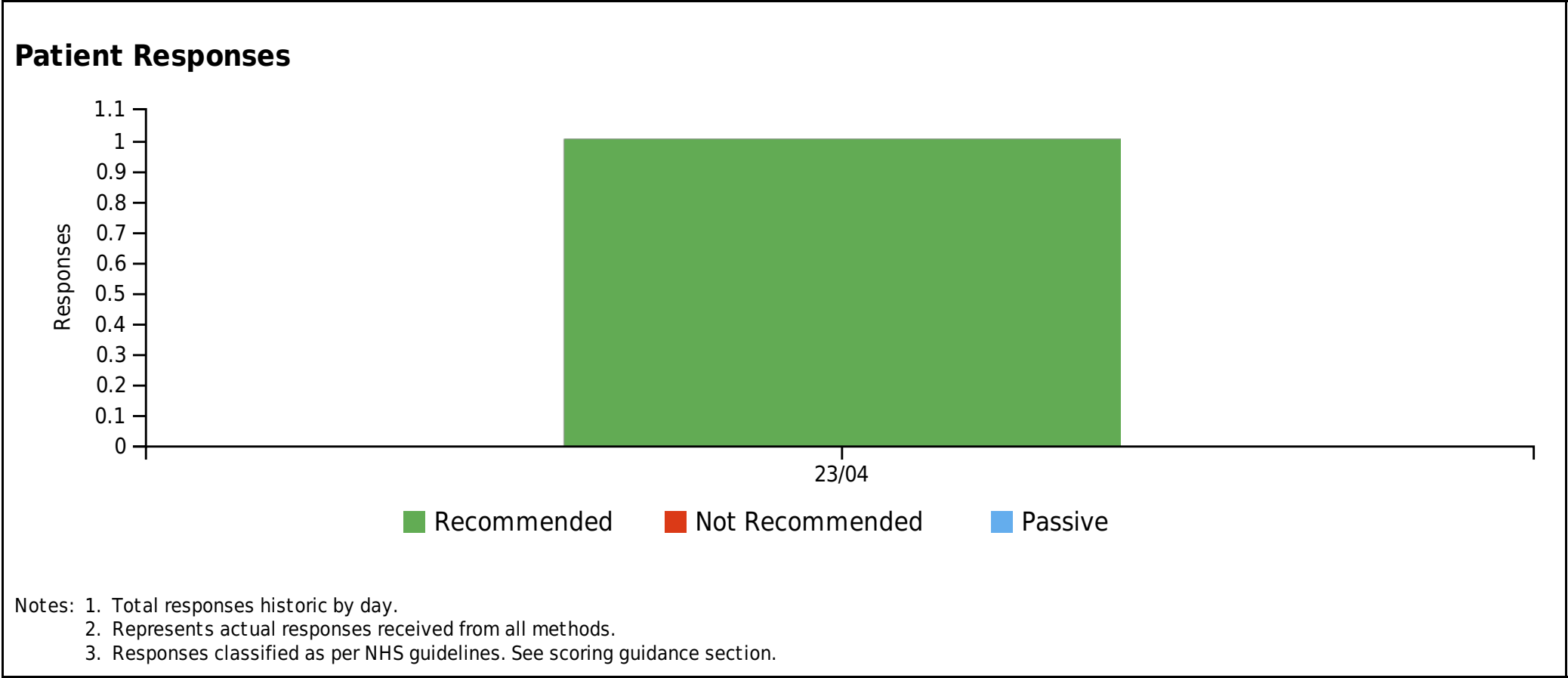
- Notes: 1. Scores for current reporting month.
2. Score calculated as per NHS requirements. See scoring guidance section.

Practice Score: Day of the Week Analysis



- Notes: 1. Practice performance by Day of the week. Represents actual score for all 'days' during reporting period.
2. Score calculated as per NHS requirements. See scoring guidance section.

SECTION 4
Patient Response Analysis



SECTION 5

Patient Free Text Comments: Summary

Thematic	Tag Cloud
Reception Experience	0
Arrangement of Appointment	0
Reference to Clinician	0

Notes: 1. Thematic analysis for current reporting month.
2. Thematic analysis covers the most discussed themes by analysing sentence fragments and is not an exhaustive analysis of all talking points.
3. Tag cloud is rendered using the most used present participle verbs, gerund verb, adverbs and adjectives where the word frequency is reflected in text size.

Patient Free Text Comments: Detail

- Notes: 1. Free Text Comment received for current reporting month.
2. Classification based on initial response to Q1 rather than content of message.
3. Legend: ✓ Consent to publish comment / ✗ No consent to publish comment

Recommended

Not Recommended

Passive